



3.1101.614970.0000000

原材料 机乐堂 JR-X9 主动式电容笔 说明书 (中英文版)

尺寸: 40x150mm

材质: 105g铜版纸 正反单色印刷 风琴折

JR-X9
使用说明书

18个月保修

我们支持我们的产品质量, 这就是为什么我们支持X9十八个月保修(更换或退款)。

售后服务

如果您有任何问题, 或者有任何我们可以做的来改善您的购买体验, 请通过邮件通知我们:
joy@joyroom.com, 我们将很高兴在任何情况下为您提供帮助。

产品参数

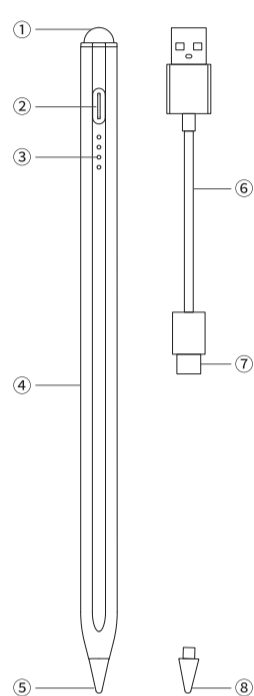
型号: JR-X9
材质: 铝合金+塑胶
工艺: 烤漆
直径: 9mm
长度: 165mm
净重: 14.4g
充电时间: 60-90分钟
工作时间: 最大工作时长8-10小时
电池容量: 130ma
充电电流: 0.2A
工作电流: 26ma
待机时间: 360天
适用机型: 2018年后上市的ipad
开机模式: 顶部物理开关按键
充电方式: Type-c接口充电

指示灯简介

开机指示灯: 开机后亮绿色灯
缺电报警灯: 低于5%电量时闪烁红灯, 低于0%电量时不亮灯
充电指示灯: 充电时指示灯按照电量亮起红灯, 充满电四个灯变成红色并全部亮起

产品图示

- 物理开关按键
- TYPE-C通用充电口
- LED电量工作指示灯
- 铝合金笔杆, 烤漆工艺
- 耐磨笔尖 (可更换)
- 配送TYPE-C充电线
- TYPE-C插头
- 备用笔尖






笔头更换方法

- 逆时针旋出旧笔头
- 顺时针旋入新笔头
- 完成笔头更换

产品特点

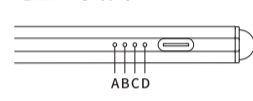
- 全局防误触, 在 iPad 上书写时允许手和笔尖同时触碰屏幕且不会有影响。
- 倾斜压感, 当笔尖倾斜时, 可根据倾斜的角度改变书写时笔迹的粗细。
- 磁吸吸附 iPad (可吸附 iPad pro (2018+2020)、iPad air4、iPad mini6)
- 待机时间超过 5 分钟, 将会自动关机以节省电量。
- 铝合金笔杆, 烤漆工艺, 哑光质感, 长久书写无压力。
- 实时电量显示, 4 个指示灯来判断剩余电量。
- 可替换笔头, 笔头磨损也不用换新笔。

使用说明

- 按下顶部开关按键, 绿灯亮起, 电容笔进入工作模式。

- 现在您可以使用您的电容笔代替您的手指完成点击, 滑动等操作, 也可以在待定的应用程序里使用笔的书写, 画画等功能。

- 当您再次按下按键, 电量指示灯熄灭, 电容笔进入关机状态。5 分钟时间不工作, 电容笔自动进入关机状态。


ipad 专用 适用机型				
名称	型号	软件版本	发布时间	屏尺寸
iPad 6	A1893/A1954	12.1.4-12.3	2018	9.7
iPadmini 5	A2133/A2124/A2126/A2125	12.2-12.3	2019	7.9
iPad air3	A2152/A2123/A2153/A2154	12.2-12.3	2019	10.5
iPad Pro	A1980/A2013/A1934/A1979	12.2-12.3	2018	11
iPad Pro3	A1876/A2014/A1895/A1983	12.2-12.3	2018	12.9
iPad7	A2197/A2198/A2200	13.1	2019	10.2
iPad Pro	A2228/A2231	13.4	2020	11
iPad Pro4	A2229/A2233	13.4	2020	12.9
iPad air4	A2325	14	2020	10.9
iPad 8	A2430	14	2020	10.2

电量显示标准



状态	指示灯	电池电量
工作	A灯亮绿灯	5%-25%
	AB灯亮绿灯	26%-50%
	ABC灯亮绿灯	51%-75%
	ABCD灯亮绿灯	76%-100%
低电	A灯红灯闪烁	低于5%
	A灯红灯亮	5%-25%
充电	AB灯红灯亮	26%-50%
	ABC灯红灯亮	51%-75%
	ABCD灯红灯亮	76%-99%
充满	ABCD灯红灯亮	大于99%



保修卡

用户姓名: _____
 用户电话: _____
 用户地址(含邮编): _____

 购机日期: _____
 发票编号: _____
 销售单位名称: _____
 销售单位地址(含邮编): _____

 销售单位电话: _____

保修服务
 A. 在正常使用本产品过程中, 如果本产品出现非人为损坏的性能故障, 自购买之日起, 消费者享受免费保修服务。保修期为18个月。
 B. 有下列情况之一, 消费者不能享受免费保修权益:
 人为损坏;
 超过保修期;
 不能提供有效的购买凭证;
 未按说明书要求使用、维护、保养而造成产品损坏;
 未经授权, 擅自拆卸、维修产品, 或产品浸水;
 其他不可抗力造成的损坏

JR-X9
User manual

18-MONTH WARRANTY

We stand behind the quality of our products, that's why we back the JR-X9 with an 18-month warranty (Replacement or Refund).

After-Sale Service

If you have any questions/issues, or if there is anything that we can do to improve your experience with your purchase, please let us know by emailing us at:
joy@joyroom.com, we will be glad to assist you in any situation.

Product Parameter

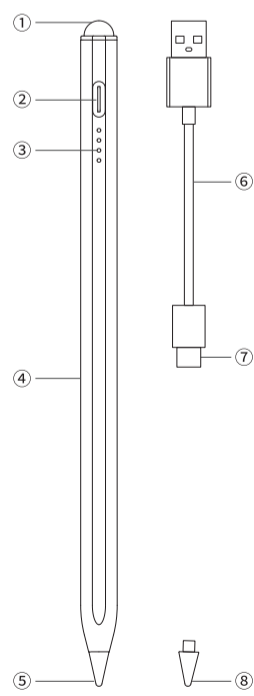
Model: JR-X9
Material: aluminum alloy + ABS
Technological process: baking finish
Diameter: 9mm
Length: 165mm
Net weight: 14.4g
Charging time: 60-90 min
Working time: 8-10h (max)
Battery capacity: 130mAh
Charging current: 0.2A
Working current: 26mA
Standby time: 360 days
Applicable models: iPad 2018 models or later
Turn on/off: power button
Charging port: Type-C

Indicator light instructions

Turn on: the green light(s) will light up
Low battery warning: The red light will flash when lower than 5% and go out at 0%.
Charging: The red light(s) will keep on as per actual battery power. All four red lights will light up after fully charged.

Product display

- Power button
- TYPE-C charging port
- LED indicator lights
- Aluminum body, baking finish technology
- Wear-resistant tip (replaceable)
- Included TYPE-C charging cable
- TYPE-C connector
- Replacement tip




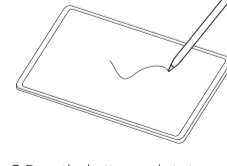
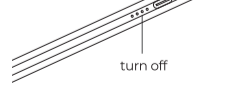
Replacement steps

- Screw out the old tip counterclockwise.
- Screw in the new tip clockwise.
- Tip replacement is finished.

Product Features

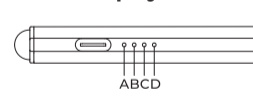
- Complete palm rejection: It allows you to rest your hand on the screen while using this stylus pen without any interference.
- Tilt sensitivity: The thickness of your lines can be adjusted by just tilting the iPad pen.
- Magnetic attachment: For iPad Pro (2018-2020), iPad Air 4, iPad mini 6.
- Auto turn-off: The stylus pen will turn off automatically if idle for 5 minutes.
- Aluminum body: Matte baked finish, perfect for long-time writing.
- Real-time power display: 4 indicator lights to show residual battery power in real time.
- Replaceable tip: No need to buy a new one for worn tips.

Using Instructions

- Press the power button on the top, the green light(s) will turn on which means the stylus pen enters working mode.

- Now you can use the stylus pen instead of your fingers to tap/slide on the screen, or write/draw in specific APPs.

- Press the button again to turn off the stylus, and the indicator lights will also turn off. Or the stylus pen will automatically turn off if not used for 5 minutes.


Compatible iPad models				
Name	Model	Software version	Release date	Screen size
iPad 6	A1893/A1954	12.1.4-12.3	2018	9.7
iPadmini 5	A2133/A2124/A2126/A2125	12.2-12.3	2019	7.9
iPad air3	A2152/A2123/A2153/A2154	12.2-12.3	2019	10.5
iPad Pro	A1980/A2013/A1934/A1979	12.2-12.3	2018	11
iPad Pro3	A1876/A2014/A1895/A1983	12.2-12.3	2018	12.9
iPad7	A2197/A2198/A2200	13.1	2019	10.2
iPad Pro	A2228/A2231	13.4	2020	11
iPad Pro4	A2229/A2233	13.4	2020	12.9
iPad air4	A2325	14	2020	10.9
iPad 8	A2430	14	2020	10.2

Power display criterion



Status	Indicator light	Residual battery power
Working	Green light A keeps on	5%-25%
	Green lights AB keep on	26%-50%
	Green lights ABC keep on	51%-75%
	Green lights ABCD keep on	76%-100%
Low battery	Red light A flashes	<5%
	Red light A keeps on	5%-25%
Charging	Red lights AB keep on	26%-50%
	Red lights ABC keep on	51%-75%
	Red lights ABCD keep on	76%-99%
Fully charged	Red lights ABCD keep on	>99%

Warranty Card

User Name: _____
 User Tel: _____
 User address (with postcode): _____

 Purchase Date: _____
 Invoice No.: _____
 Dealer Name: _____
 Dealer address (with postcode): _____

 Dealer Tel: _____

Warranty
 A. If there is performance failure on this product and it's not cause by human error damage, we will provide 18-month free warranty service for consumers from the date of purchase.
 B. Warranty Exceptions:
 ● Human damage;
 ● Beyond the warranty period;
 ● Failure to provide valid purchase certificate;
 ● Product damage caused by failure to follow the use, maintain and preserve instructions;
 ● Product damage caused by dismantle it or repair the product without authorization, or immerse the product in water;
 ● Damage caused by other force majeure