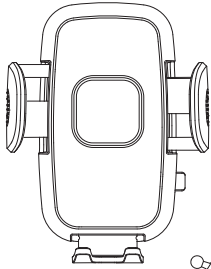


机乐堂 JR-ZS259 机械车载支架 仪表台款 英文版 说明书

尺寸：55x60mm

材质：128g铜版纸 双面单色印刷 风琴折

JOYROOM



User Manual

JR-ZS259 mechanical car holder

Parameter

Brand: Joyroom
Model: JR-ZS259
Name: Mechanical car holder(Dashboard type)
Material: ABS+PC
NW: 176.5g
Applicable size: 60mm< product, width<87mm

Product diagram

Clip arm

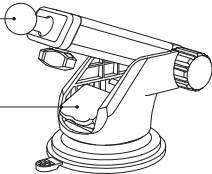
Nut

Mechanical key

Adjustable base

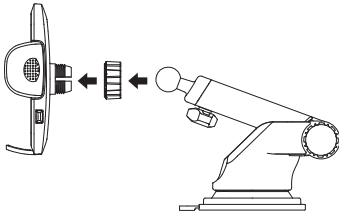
Universal ball

Sucker switch

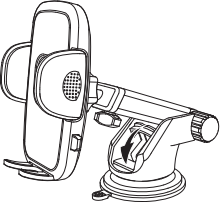


Operating steps

1. Connect the dashboard accessories to this product, put the universal joint ball into the nut first, and then insert it into the bolt on the back of the product; Tighten the nut clockwise;

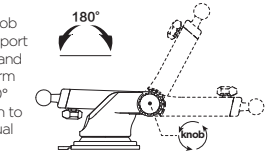


2. Place the base of the accessories in a suitable place, press the sucker vacuum switch to fix it;

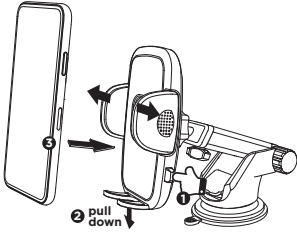


3. Turn the knob above the switch clockwise, stretch the support rod and adjust the height;

4. Turn the knob under the support arm forward, and the support arm can rotate 180° back and forth to adjust the visual angle;

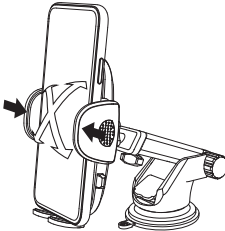


5. Press the mechanical key on the side of the clip arm to open the arm; put the mobile phone on the holder and press both ends of the clip arm to clamp the mobile phone;



Note: please adjust the base holder to avoid the clip arm blocking the switch button,

6. Adjust it to the best angle you want.



After-sales service instructions

Thanks to my dear users for using our products. In order to protect your rights and interests, you'd better know clearly that distribution agents and companies bear the responsibility of product maintenance, replacement and return. Please refer to the following items:
1. Product warranty card, necessary credential, which can provide after-sales service for free during the warranty period.
2. According to the principle of "who sells, who is responsible for the Three Guarantees", you can contact the distributor by providing with the warranty(product guarantees card) if the product causes quality problem.The distributor will service the customer, while our company will support the distributor.
3. The company undertakes that if there is any quality problem within 7 days from the date of sale(the date is valid, the date of the bill shall prevail), the customer can choose to return the product for replacement and provide maintenance service for you. Or if it occurs quality problems beyond warranty period, we can provide lifetime maintenance service for you (each after-sales service site only charges fees for component materials); please fill in the warranty (product guarantees card) with distributor when purchasing.
4. Warranty exceptions:
① Exceed the Warranty service time
② Damage caused by using, maintaining, keeping it not according to the instructions

③ Damage caused by dismantling by the others who are not within the warranty scope.
④ No warranty/guarantees card.
⑤ (The guarantees card) the contents are not equal to the physical product or it's altered
⑥ Caused by force majeure
5. JOYROOM reserved the right to final interpretation of the above events.

Warranty Card

Model: _____
Purchase Date: _____
Distributor: _____
Invoice Date: _____
Tel.: _____
Customer Name: _____
Zip code: _____